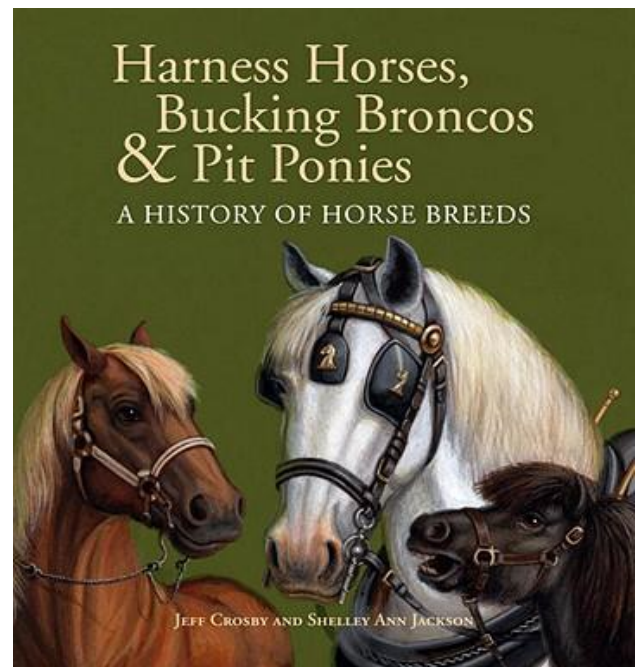
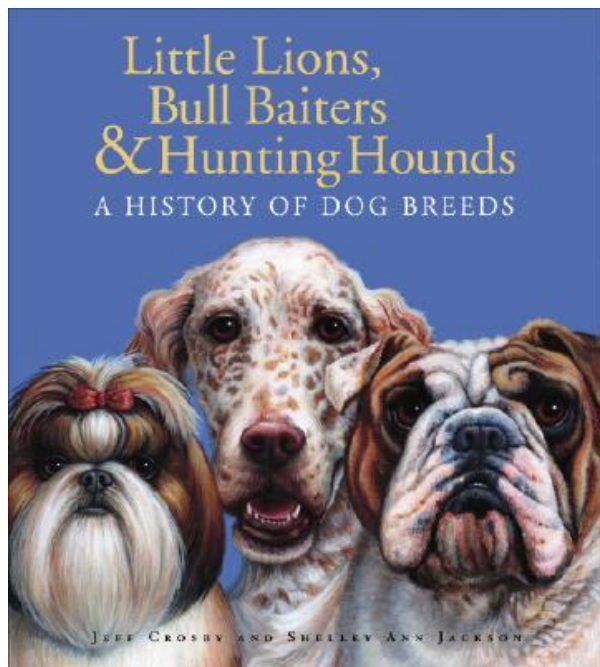


A Cross Curricular Research/Activity Guide for  
***Harness Horses, Bucking Broncos & Pit Ponies: A History of Horse Breeds***

and

***Little Lions, Bull Baiters & Hunting Hounds:  
A History of Dog Breeds***

by Jeff Crosby and Shelley Ann Jackson



Published by Tundra Books

Guide Created by Debbie Gonzales

## A Table of Contents

Introduction.....	3
Documentation Scavenger Hunt.....	4
Alphabetizing Game.....	6
Two-Animal Diamante Poetry.....	8
Who Am I? Game.....	12
The Anatomy of a Horse and of a Dog.....	15
Dogs and Horses Around the World.....	18
Answer Keys.....	23
Acknowledgments.....	27

## Introduction

*The purpose of this guide is to develop a cross-curricular learning experience through the presentation of a variety of manipulative educational games, puzzles, projects, and fun! Each activity is complete with lesson objectives, supply lists, and procedure descriptions – all of which go hand-in-hand with **Harness Horses, Bucking Broncos & Pit Ponies: A History of Horse Breeds** and **Little Lions, Bull Baiters & Hunting Hounds: A History of Dog Breeds**.*

*Both books are referenced in this activity guide. Furthermore, it is most beneficial for the child to have the books nearby while working through the lessons and games presented. Be prepared for a great amount of flipping through pages in search of facts about dogs and horses. Most children love these animals! How much better to glean academic treasures about a child's objects of desire, wouldn't you say?*

*Some of the academic skills practiced in this guide are:*

- *Creative Writing (pg. 8)*
- *Geography (pg. 18)*
- *Zoology & Anatomy (pg. 15)*
- *Research and Reference Skills (pgs. 4, 6, and 12)*
- *Cooperative Learning Through Manipulative Play (pgs. 12, 15, and 18)*
- *Independent Learning Opportunities (pgs. 4 to 22)*

*And, for the educator, an Answer Key has been provided on pages 23 to 26.*

*It is truly my hope that you enjoy working through this guide as much as I enjoyed creating it. Jeff Crosby's and Shelley Ann Jackson's passionate devotion for these animals shines through every page of both books – a love that will, undoubtedly, transfer to the young ones reading and researching them.*

*Sincerely,*

*Debbie Gonzales  
Author/Educator*

## Documentation Scavenger Hunt

**Objective:** To develop research skills through the discovery of various book reference documentation.


**Materials:**

- Print out of page 5
- Pencil
- Copies of *Harness Horses, Bucking Broncos & Pit Ponies* and/or *Little Lions, Bull Baiters & Hunting Hounds*

**Procedure:**

- Before beginning activity, encourage familiarity with the books' constructions through the identification of the following parts of the book.
  - The copyright page
  - The table of contents
  - The book jacket
  - The title page
  - The front flap
  - The back flap
  - Bibliography
- On the page 5 printout, identify the various blanks and/or pages numbers to be filled in.
- Instruct the student to read the questions.
- Search through the books to discover the answers as if going on a literary scavenger hunt to find research documentation information in these great books.
- Fill in the answers in the rows beneath each specific title.
- Answers are found on Page 18.

## Documentation Scavenger Hunt

<p><i>Search through the books to find the various scavenger hunt items below. Write the answers in the spaces to the right beneath the correct book.</i></p>	 <p><b>Little Lions, Bull Baiters &amp; Hunting Hounds</b></p>	 <p><b>Harness Horses, Bucking Broncos &amp; Pit Ponies</b></p>
1. What is the copyright date for this book?		
2. Where do the author/illustrators live?		
3. Who authored the quote found on the back cover?		
4. What is the name of the animal found on page 36?		
5. In which part of the book did you find the answer for number 4?		
6. In what province in Canada was this book published?		
7. Find the first entry in the Bibliography. What is the author's name?		
8. On what page did you find this information?		
9. What is the book's ISBN number?		

## Alphabetizing Game

**Objective:** To practice the skill of alphabetizing through a manipulative game.

**Materials:**

- Card stock
- Scissors
- Page 6 and 7 print outs

**Procedure:**

- Print page 6 and 7 on card stock
- Use scissors to cut out word cards printed on pages 6 and 7
  - Blue cards are names of dogs found in *Little Lions, Bull Baiters & Hunting Hounds*
  - Green cards are names of horses found in *Harness Horses, Bucking Broncos & Pit Ponies*
- Sort the cards in alphabetical order in a vertical manner.
- Answers are found on page 19.

Clydesdale

Vizsla

Kiso

Newfoundland

Thoroughbred

Pug

Friesian

English Setter

Shetland

Shih Tzu

Guoxia

Dalmatian

Caspian

Chihuahua

Brumby

Sennenhunds

Marwari

Komondor

Orlov Trotter

Irish Wolfhound

## A Two-Animal Diamante

*A diamante poem is a study of contrasts, of differences – much like dogs and horses. It is a seven line poem written in the shape of a diamond, each line using specific types of words. It serves as a great way to focus on parts of speech, as well as effective word choice. Diamantes are easy to write and lots of fun to perform.*

### INSTRUCTIONS:

- To begin, print two Word Study Charts (found on page 10).
  - Discuss the various contrasts between dogs and horses. The discussion can focus on the species in general or choose a specific dog breed and horse breed to consider. Focus on how completely different the animals are.
  - Some suggestions for topics:
    - Dog and Horse
    - Chihuahua and Shire
    - Chow Chow and Greyhound
    - American Miniature and Clydesdale
  - Using one Word Study Chart for each contrasting topic, list as many nouns, verbs, adverbs, and adjectives as possible for each species or breed. These words will be used to create your Two-Animal Diamante.
    - For example – Dog:
      - Nouns – paws, tails, nose, muzzle, leash, collar, etc.
      - Verbs – licking, pawing, barking, wagging, jumping, etc.
      - Adjectives – funny, silly, slobbery, furry, smiley, etc.
    - Feel free to use a dictionary and thesaurus as references.
- Afterwards, tell the students that they are about to write a ‘form poem’ about contrasts, about two things that are completely different, total opposites such as: night/day, bird/fish, airplane/car, etc. There are specific rules to the diamante structure, like they are putting together a poem puzzle. One very important rule is that they may not repeat any words.
- Write a practice diamante together on the board. For example:

Day  
 bright, sunny  
 laughing, walking, running  
 shoes, socks, slippers, pajamas  
 snoring, sleeping, dreaming  
 quiet, restful  
 Night



- The first line is one word, and it is the topic of the poem. It can be a singular or plural noun. The 7<sup>th</sup> line is also one word, and either a singular or plural noun. The 1<sup>st</sup> and 7<sup>th</sup> lines should be in contrast with one another.
- The second line is made up of two adjectives that describe the noun from the first line.
- The 3<sup>rd</sup> line is three –ing verbs, or active verbs, that tell actions associated with the noun on the first line.
- The 4<sup>th</sup> line is the longest line and the turning point of the poem. This line has four more nouns. The first two nouns are associated with the noun on the first line. The second pair of nouns are associated with the noun from the 7<sup>th</sup> line.
- The 5<sup>th</sup> line is three –ing verbs, or active verbs, that tell actions associated with the noun on the 7<sup>th</sup> line.
- The 6<sup>th</sup> line has two adjectives that describe the noun on the 7<sup>th</sup> line.
- The 7<sup>th</sup> line is a singular or plural noun that contrasts with the one from the last line.

WRAP UP: Have the students read their diamantes aloud. Have them dramatically emphasize their words on the 4<sup>th</sup> line, setting up the contrast for their poem. Reading aloud with specific intent helps to build confidence when performing in public.

FINAL THOUGHTS: This lesson serves as a fabulous community builder. Allow the kids to partner up and work together as a team. They love to help one another brainstorm to find just the right word. Two heads are better than one!



## A Two-Animal Diamante

<hr style="border: 0; border-top: 1px solid red; width: 100%;"/>			
Noun			
 <hr style="border: 0; border-top: 1px solid red; width: 100%;"/>			
Adjective		Adjective	
 <hr style="border: 0; border-top: 1px solid red; width: 100%;"/>			
Active verb	Active verb	Active verb	
 <hr style="border: 0; border-top: 1px solid red; width: 100%;"/>			
Noun	Noun	<u>Noun</u>	<u>Noun</u>
 <hr style="border: 0; border-top: 1px solid blue; width: 100%;"/>			
<u>Active verb</u>	<u>Active verb</u>	<u>Active verb</u>	
 <hr style="border: 0; border-top: 1px solid blue; width: 100%;"/>			
<u>Adjective</u>		<u>Adjective</u>	
 <hr style="border: 0; border-top: 1px solid blue; width: 100%;"/>			
<u>Noun</u>			

## Who Am I? Game

**Objective:** To research and organize information through the creation of a manipulative reading research game.

**Materials:**

- Card stock
- Pencils, pens, or computer
- Scissors
- Tracing paper or drawing paper
- *Little Lions, Bull Baiters & Hunting Hounds* and/or *Harness Horses, Bucking Broncos & Pit Ponies*
- Print outs found on pages 13 (Sample Page) and 14


**Procedure:**

- Have student read and reread one of the vignettes describing a chosen animal, then close the book and retell the information learned in the student's own words, honing information down into three categories:
  - Animal name
  - Description
  - One or two interesting facts about the animal or breed
- Transfer information on summary cards provided on page 14.
- Draw, trace, or Google a picture of the animal featured in the student's summary.
- Glue or tape animal's image to picture card.
- Cut cards out.
- Mix and match the summaries and pictures together.

**Special Note:** A suggestion for a class activity would be to assign each student to make one summary matching picture card. Once completed, laminate the cards. By doing so, you'll have created an entire class set!

## Who Am I? Game

### Sample Page



**Name:** *The Shire*

**Description:** *Very large and strong cavalry horse.*

**Interesting Fact:** *Known for bravery and courage, the Shire carried armored knights in battle in the Medieval days.*




**Name:** *The Labrador Retriever and the Newfoundland*

**Description:** *Have waterproof coats and are good swimmers.*

**Interesting Fact:** *In the 1800's, these dogs helped fishermen get fish out of the water. The Lab is also a good bird-hunting dog.*


**Who Am I? Game**  
***Student Game Cards***



**Name:**

**Description:**

**Interesting Fact:**



**Name:**

**Description:**

**Interesting Fact:**

## The Anatomy of a Horse and of a Dog

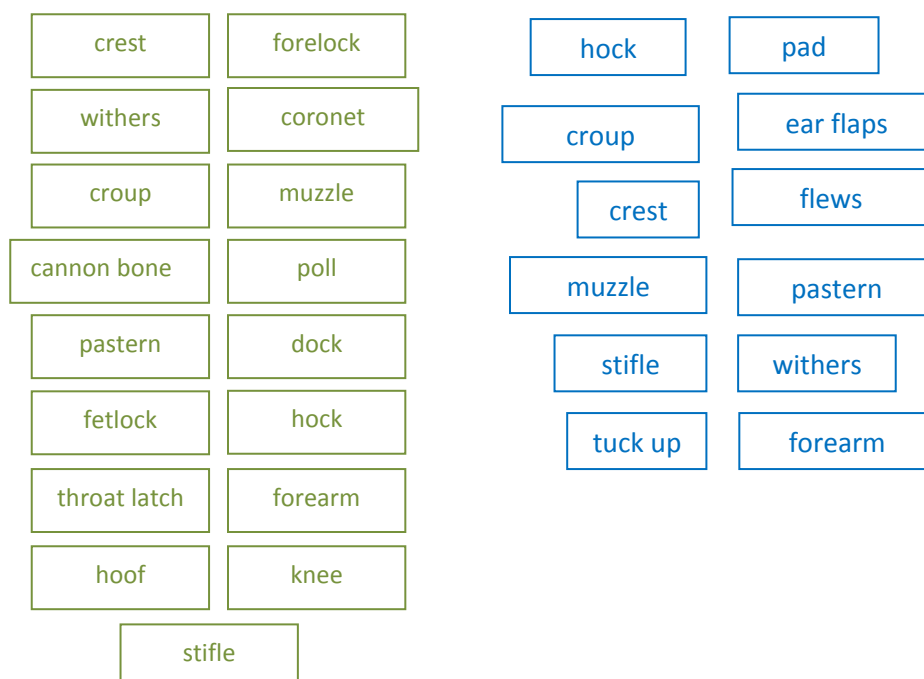
**Objective:** To develop vocabulary through the identification of various anatomical parts of the horse and the dog.

**Materials:**

- Scissors
- Glue
- Print out found on page 17

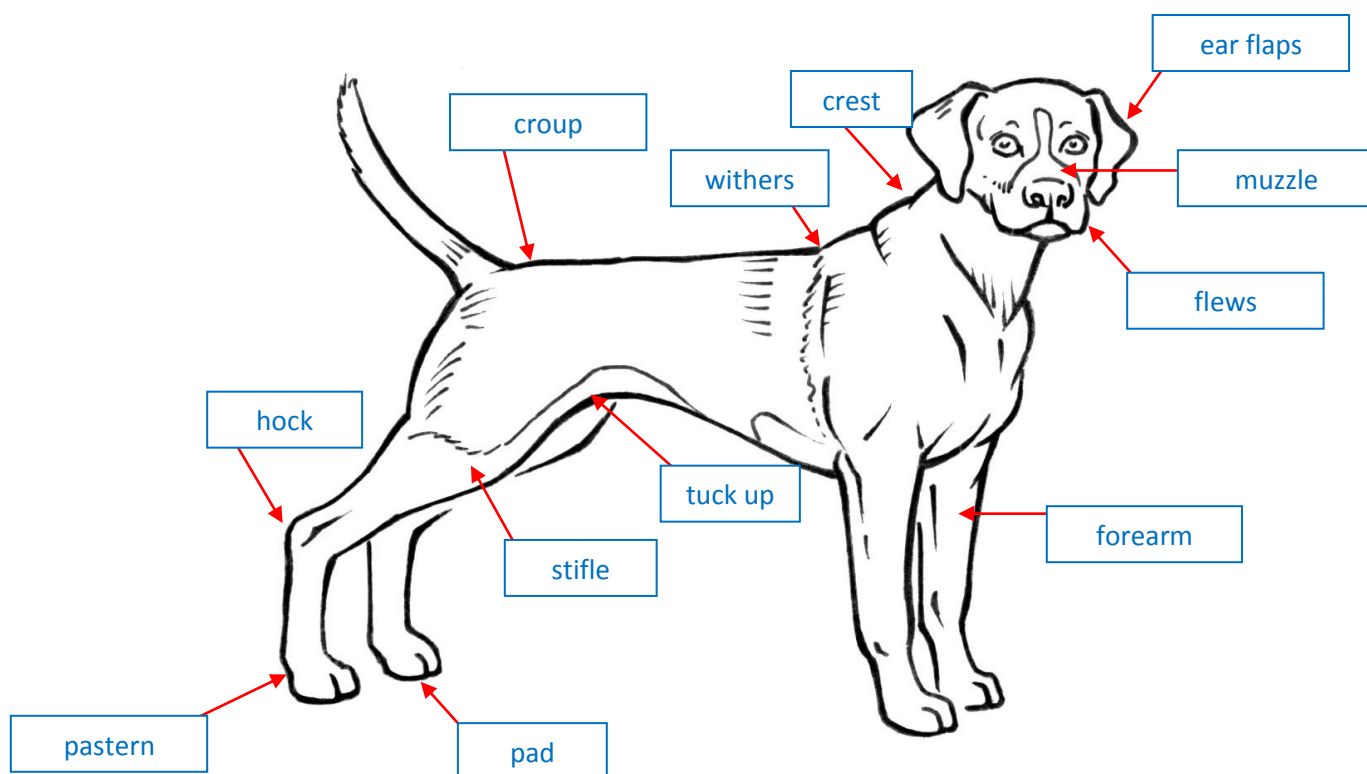
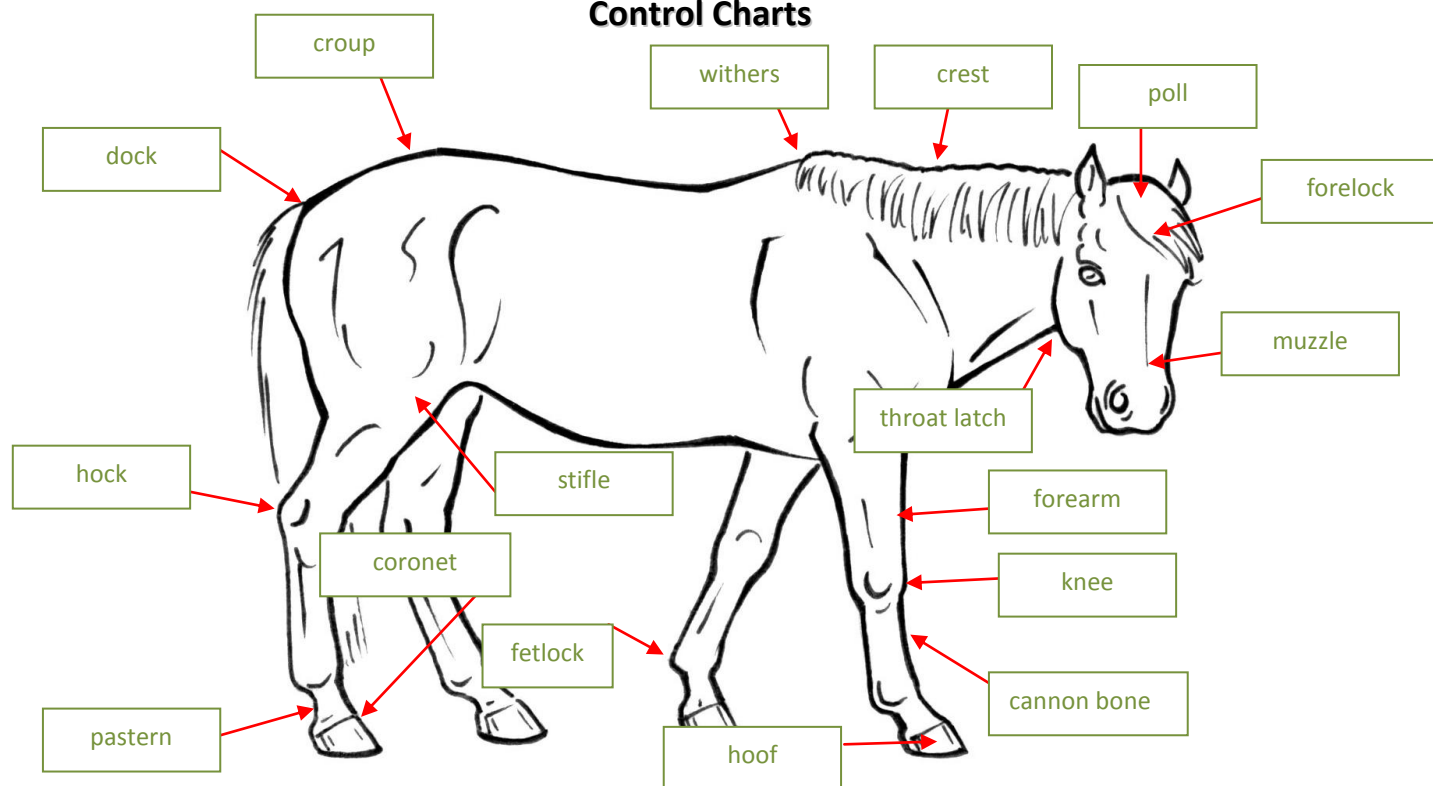
**Procedure:**

- Print out page 15 (this page) and page 17.
- Cut out word labels printed below into strips. Remember the color coding of blue tags for dogs and green tags for horses.
- Study the anatomy of the animals labeled on the Control Charts found on page 16.
- Remove the Control Chart and, with the use of the label strips, attempt to identify the correct anatomical parts of the animals by placing the labels on page 17.
- Once finished, check labeling against the Control Chart.
- If labeling is correct, glue or tape strips in the proper places.



## Zoology: The Anatomy of a Horse and of a Dog

### Control Charts



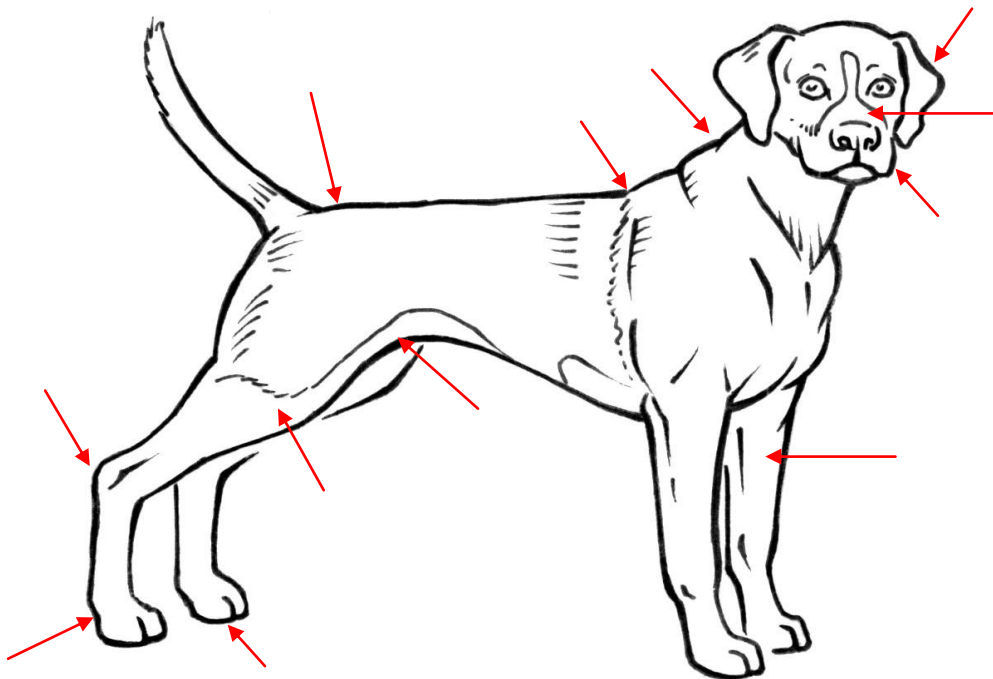
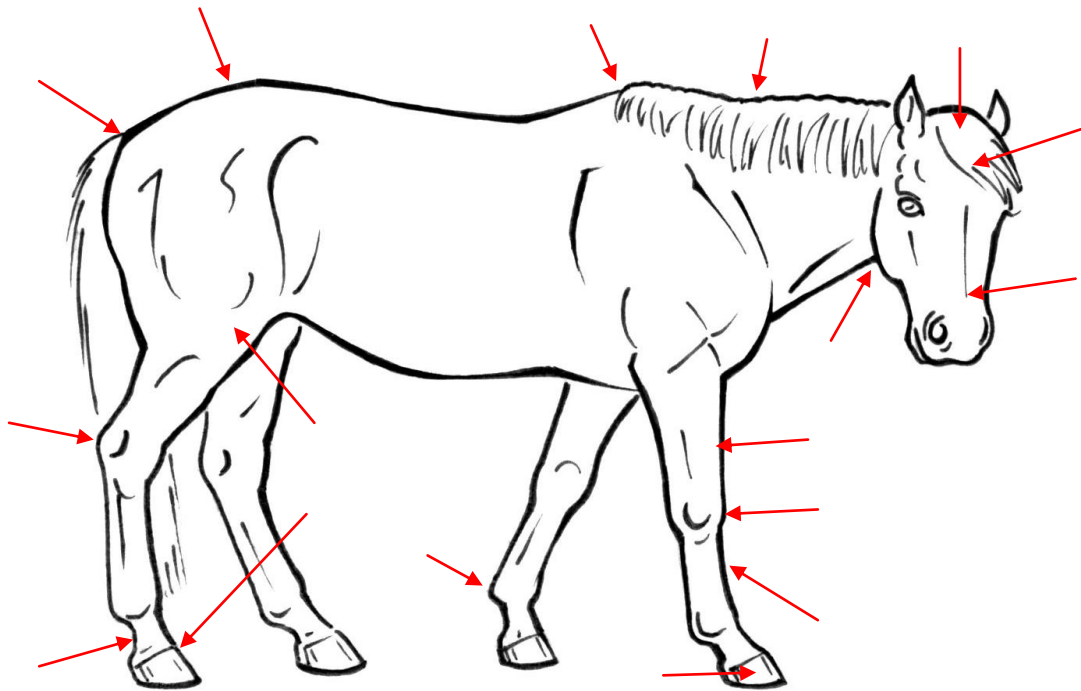
Crosby, Jeff, and Jackson, Shelley Ann. *Little Lions, Bull Baiters & Hunting Hounds: A History of Dog Breeds*. Toronto: Tundra Books, 2008.

Crosby, Jeff, and Jackson, Shelley Ann. *Harness Horses, Bucking Broncos & Pit Ponies: A History of Horse Breeds*. Toronto: Tundra Books, 2011.

[www.debbiegonzales.com](http://www.debbiegonzales.com)



## Zoology: The Anatomy of a Horse and of a Dog



Crosby, Jeff, and Jackson, Shelley Ann. *Little Lions, Bull Baiters & Hunting Hounds: A History of Dog Breeds*. Toronto: Tundra Books, 2008.

Crosby, Jeff, and Jackson, Shelley Ann. *Harness Horses, Bucking Broncos & Pit Ponies: A History of Horse Breeds*. Toronto: Tundra Books: 2011.

[www.debbiegonzales.com](http://www.debbiegonzales.com)

## Horses and Dogs of the World

**Objective:** To facilitate reference skills, comprehension, and content assimilation through the playing of a manipulative matching game.

### Supplies:

- Cardstock
- Scissors
- *Little Lions, Bull Baiters & Hunting Hounds* and/or *Harness Horses, Bucking Broncos & Pit Ponies*
- Print out found on pages 19 to 22

### Procedure:

- Print out pages 19 to 22 on cardstock.
  - Pages 19 and 21 are game boards
  - Pages 20 and 22 are matching cards
- Trim outer edges of game board creating a solid square grid containing 9 pictures of maps.
- Cut out all word label cards consisting of names of horses and dogs.
- Using the Table of Contents, find the page number for each word label. Turn to the page to discover the country of origin for each animal listed.
- Match the proper word label with the prospective country of origin by placing it over the correct space.
- Work to match all labels on the correct country of origin.

**Special Note:** As an extension activity, mount a large map of the world on a wall or use a large world globe and locate the country of origin for all of the dogs and horses featured in *Little Lions, Bull Baiters & Hunting Hounds* and/or *Harness Horses, Bucking Broncos & Pit Ponies*.

## Dogs of the World Matching Game



Chihuahua

Irish  
Wolfhound

Rhodesian  
Ridgeback

Bloodhound

Dachshund

Chow Chow

Australian  
Cattle Dog

Newfoundland

Peruvian Inca  
Orchid

## Horses of the World Matching Game



Orlov Trotter

Guoxia

North  
American  
Curly Horse

Caspian

Shetland

Camargue

Swiss  
Warmblood

Brumby

Sable Island  
Pony

## Documentation Scavenger Hunt

### Answer Key

Search through the books to find the various scavenger hunt items below. Write the answers in the spaces to the right beneath the correct book cover.



**Little Lions, Bull  
Baiters & Hunting  
Hounds**



**Harness Horses,  
Bucking Broncos &  
Pit Ponies**

1. What is the copyright date for this book?	2008	2011
2. Where do the author/illustrators live?	New York	Austin, TX
3. Who authored the quote found on the back cover?	Unknown	John Trotwood Moore
4. What is the name of the animal found on page 36?	Border Collie	Shire
5. In which part of the book did you find that answer for number 4?	Table of Contents	Table of Contents
6. In what province in Canada was this book published?	Ontario	Ontario
7. Find the first entry in the Bibliography. What is the author's name?	Eve Adamson	Yann Arthus-Bertrand
8. On what page did you find this information?	71	72
9. What is the book's ISBN number?	978-0-88776-815-6	978-0-88776-986-3

## Alphabetizing Game: Answer Key

<i><b>Horses</b></i>	<i><b>Dogs</b></i>	<i><b>Both</b></i>
Brumby	Chihuahua	Brumby
Caspian	Dalmatian	Caspian
Clydesdale	English Setter	Chihuahua
Friesian	Irish Wolfhound	Clydesdale
Guoxia	Komondor	Dalmatian
Kiso	Newfoundland	English Setter
Marwari	Pug	Friesian
Orlov Trotter	Sennenhunds	Guoxia
Shetland	Shih Tzu	Irish Wolfhound
Thoroughbred	Vizsla	Kiso
		Komondor
		Marwari
		Newfoundland
		Orlov Trotter
		Pug
		Sennenhunds
		Shetland
		Shih Tzu
		Thoroughbred
		Vizsla



## Dogs Matching Game: Answer Key

<i>England</i> Bloodhound	<i>China</i> Chow Chow	<i>Canada</i> Newfoundland
<i>Mexico</i> Chihuahua	<i>Germany</i> Dachshund	<i>Ireland</i> Irish Wolfhound
<i>Peru</i> Peruvian Inca Orchid	<i>South Africa</i> Rhodesian Ridgeback	<i>Australia</i> Australian Cattle Dog

## Horses Matching Game: Answer Key

<i>Australia</i> <b>Brumby</b>	<i>Eastern Canada</i> <b>Sable Island Pony</b>	<i>China</i> <b>Guoxia</b>
<i>France</i> <b>Carmargue</b>	<i>Iran</i> <b>Caspian</b>	<i>Russia</i> <b>Orlov Trotter</b>
<i>Switzerland</i> <b>Swiss Warmblood</b>	<i>Shetland Islands &amp; Scotland</i> <b>Shetland</b>	<i>U.S.A. North</i> <b>American Curly Horse</b>

## Acknowledgments

Author/Illustrators

Jeff Crosby

<http://www.jeffcrosbyillustration.com/>

and

Shelley Ann Jackson

<http://shelleyannjackson.com/>

Guide Creator: Debbie Gonzales

Simple Saturday

[www.debbiegonzales.com](http://www.debbiegonzales.com)

ReaderKidZ

[www.readerkidz.com](http://www.readerkidz.com)